

Zoom Instructions for Students and Parents

Please scroll through the entire document

Before you ZOOM

1. You will need your computer, Chromebook, tablet, or smartphone.
 2. You will receive a notification from your teachers through email or Google Classroom with a link to join the meeting.
-

To Join a ZOOM

Join the meeting by clicking on the ZOOM link provided by your teachers.

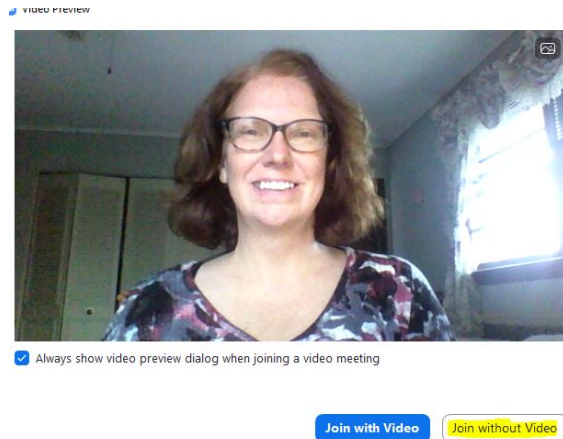
(1) Click on Open Zoom

Open Zoom?

https://zoom.us wants to open this application.



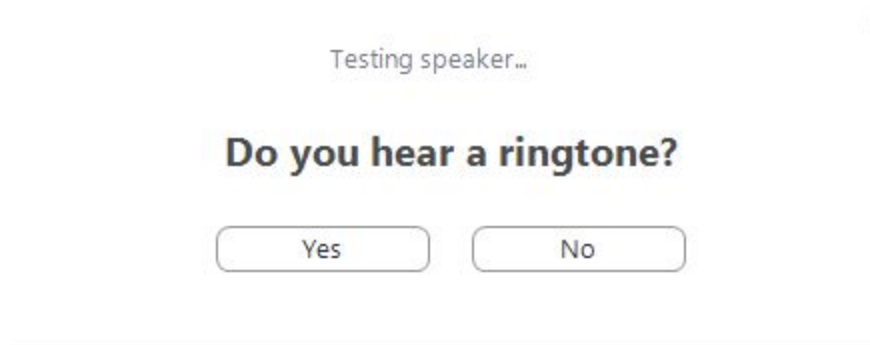
(2) Click on Join without Video



(3) Click on Test Speaker and Microphone



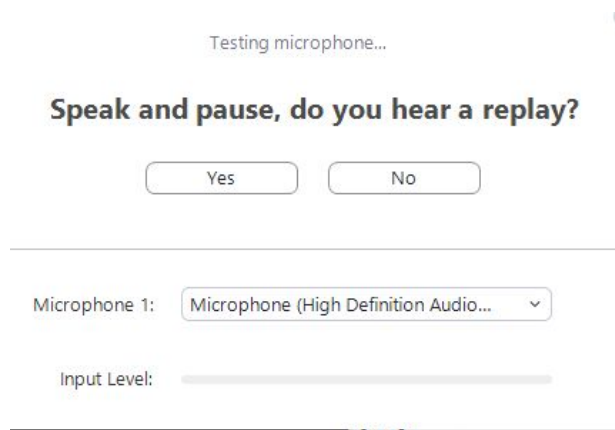
First you will test your speakers - Click Yes if you hear the ring tone.



Speaker 1:

Output Level:

Then you will speak and pause -- if your microphone is working , you will hear what you just said. Click on Yes if you hear the replay.



Microphone 1:

Input Level:

You will receive this message

Speaker and microphone looks good

Speaker: Speakers (High Definition Audio Device)

Microphone: Microphone (High Definition Audio Device)

Join with Computer Audio

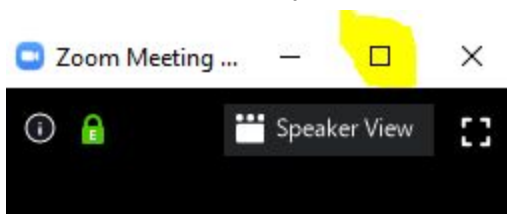
Once those steps are completed, click on Join with Computer Audio

Join with Computer Audio

Test Speaker and Microphone

In Zoom

Your view of zoom may be minimized. If it is, click on the maximize button



ZOOM Controls



Mute/Unmute your microphone - your teacher may ask you to mute your microphone during the lesson to limit background noises. You can un-mute your device to ask your teacher a question.



Turn on/off your camera - turning your camera on allows your teacher to see you and know you are following along with them.




Teachers will use this to invite students



View participant list - this opens a list of all the students logged into the classroom. This also has an option to 'raise your hand.' If you click to raise your hand, it will notify your teacher so they can talk to you.



Share screen - this allows your teacher to share their computer screen with you.



Chat - this opens a chat window where the teacher can see any questions you may have and respond to you.

If you have any questions, please email your teacher directly.